



JANUARY–DECEMBER

Continued High Sales Growth Brings Record Full-year Profits and Increased Dividend

Full Year 2010

- Order intake up 17% to 1,273.6 MSEK (1,088.3)
- Sales increased by 13% to 1,232.3 MSEK (1,088.5)
- Operating profit rose by 95% to 124.3 MSEK (63.8)
- Profit after tax up to 89.5 MSEK (40.2)
- Earnings per share were 14.04 SEK (6.22)
- Proposed dividend of 6.00 SEK (4.00) per share
- The Board of Directors proposes split 3:1

Fourth Quarter

- Order intake up 12% to 328.0 MSEK (292.1)
- Sales increased by 22% to 336.2 MSEK (275.7)
- Operating profit rose by 74% to 35.0 MSEK (20.1)
- Profit after tax up to 26.2 MSEK (12.7)
- Earnings per share were 4.26 SEK (1.96)
- Two key strategic acquisitions in Taiwan and the US

Financial Statement, Beijer Electronics AB

Comments from Fredrik Jönsson, CEO

“A summary of 2010 would show an unusually eventful year. The recovery after the deep recession of 2009 was fast, especially in profit terms. With continued strength in the fourth quarter, Beijer Electronics was able to post full-year profits for 2010 that exceeded the previous record profits of 2008. Higher volumes and good cost control explain the high profit increase. We have also invested aggressively for the future, allocating increased resources to product development and launched new products, while simultaneously building up our marketing and sales organization. We also completed two major acquisitions in the US and Taiwan that enhance the group’s global presence.

The HMI Products business area was the year’s sensation. Its robust positive trend continued in the fourth quarter, and HMI Products passed a milestone of sales of over half a billion kronor for the full year, while its profits and operating margins set new records. With the acquisition of QSI Corporation of the US late in the year, HMI Products now has a solid platform for continued expansion in North and South America.

The Automation business area, which is late-cyclical, had a difficult year with poor market progress, especially in Denmark and Norway, where volumes contracted. Sweden and Finland achieved some growth. But the Norwegian

and Swedish businesses are maintaining good profitability, although overall, the business area’s growth and profitability are inadequate. An action-plan to increase growth and lift profitability was launched late in the year.

The IDC business area made stable progress in the year with good order intake and sales growth. IDC also achieved the business area’s long-term goal of a 12% operating margin, and this despite significant initiatives and investments in product development that resulted in several new product launches. In this context, IDC has built up its sales organization, including a new sales unit in the US. Late in the year, we also succeeded in increasing our participating interest in Korenix to 92%. Korenix is a strategic acquisition, where we see high potential in product and geographical terms in the partnership between Korenix and Westermo, which together, now comprise the IDC business area.

The positive trend has continued in early-2011, with most commentators expecting sustained favorable growth in the global economy through the year. If macroeconomic forecasts are realized, Beijer Electronics expects to be able to achieve continued good growth and higher profits for the full year 2011.”

Market and Surrounding World

The industrial automation market progressed positively,

Business Area Sales and Operating Profit

	Sales Quarter 4		Operating Profit Quarter 4		Sales Full Year		Operating Profit Full Year	
	1012	0912	1012	0912	1012	0912	1012	0912
MSEK								
Beijer Electronics Automation Group	116.2	120.3	0.8*	5.8	467.9	480.8	19.4*	16.1*
Beijer Electronics Products Group	167.3	109.5	31.0*	10.6	559.7	423.2	85.3*	32.7*
Westermo Teleindustri Group	75.7	70.6	7.0**	8.9	284.4	262.7	34.0**	28.6*
Intra-group sales	-23.0	-24.7			-79.6	-78.3		
Group adjustments and depreciation			-2.1	-5.2			-12.8	-6.1
Non-recurring items			-1.7				-1.7	-7.5
Beijer Electronics Group	336.2	275.7	35.0	20.1	1 232.3	1 088.5	124.3	63.8

* Excluding non-recurring items

** Including minority interest Korenix

with a healthy increase in demand in the fourth quarter. The growth rate was somewhat more moderate than in previous quarters, while the comparative numbers from the fourth quarter of the previous year were higher. Meanwhile, Beijer Electronics has advanced its positioning on the global market through channels including acquisitions of QSI of the US and Korenix of Taiwan.

The Group in the Fourth Quarter

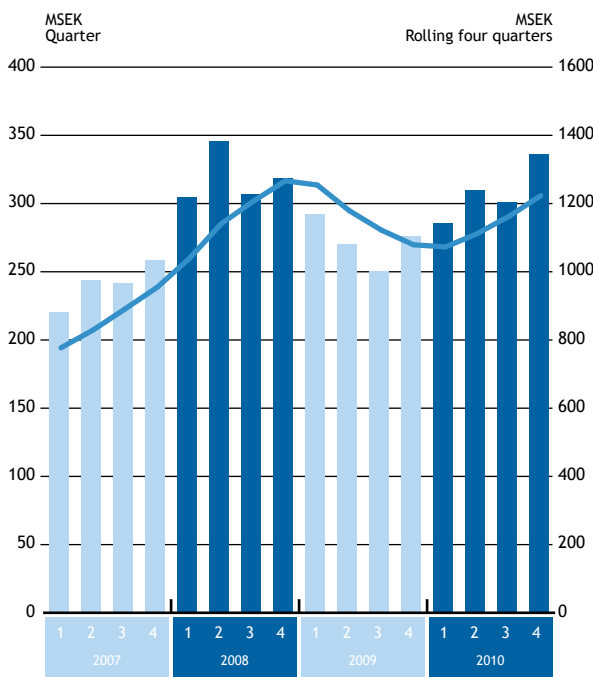
The Beijer Electronics group continued its high growth and brisk profit improvement in the fourth quarter. Order intake was up 12% to 328.0 MSEK (292.1). In local currencies, the increase was 17%. The acquisition of QSI had a 29.3 MSEK positive effect on order intake.

Group sales increased by 22% to 336.2 MSEK (275.7). In local currencies, the increase was 27%. This brisk

increase is explained by strong demand, broader-based sales resources and upscaled sales initiatives. Sales progressed fastest on the markets in China and the rest of Asia, as well as Germany. Sales performance in the US and Sweden was positive, and sales took a positive turn in Denmark. Norway, like France, remained weak. QSI had a 20.8 MSEK positive sales effect.

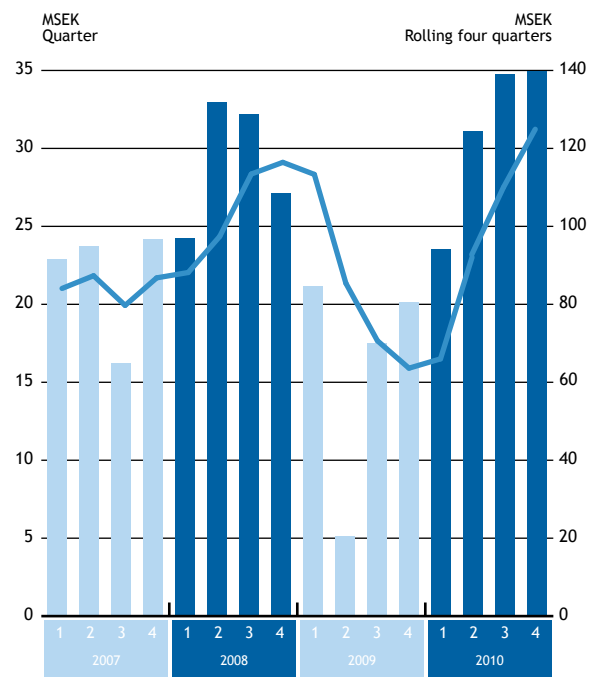
Group operating profit increased by 74% in the quarter to 35.0 MSEK (20.1), equating to an operating margin of 10.4% (7.3). This sharp improvement is explained by higher sales volumes, good cost control and contributions from acquisitions (Korenix and QSI) totaling 2.3 MSEK. Profits also include 3.7 MSEK of non-recurring revenues (revaluation and impairment of fixed assets) and non-recurring expenses of 5.4 MSEK in Automation, plus expenses relating to acquisition activities, i.e. a total charge

Group Sales



▲ The bars and left-hand scale indicate quarterly sales. The blue curve and right-hand scale show rolling four quarter sales.

Group Operating Profit



▲ The bars and left-hand scale indicate quarterly profit after depreciation. The curve and right-hand scale show rolling four quarter profit after depreciation.

of 1.7 MSEK of non-recurring items. Total development expenses, which relate to HMI Products and IDC, were 16.6 MSEK (18.0).

Profit before tax rose to 32.8 MSEK (18.9). This was affected by negative net financial items of -2.2 MSEK (-1.2). Profit after tax was 26.2 MSEK (12.7). Earnings per share were 4.26 SEK (1.96).

The Group in the Full Year 2010

Order intake increased by 17% to 1,273.6 MSEK (1,088.3) in the full year. Group sales grew by 13% to 1,232.3 MSEK (1,088.5). In local currencies, order intake and sales rose by 22% and 18% respectively. With the acquisitions of Korenix and QSI, Beijer Electronics has strengthened its position as a global corporation whose sales are broader-based with more balanced geographical diversity.

For the full year, Sweden provided 24% of group sales, and the rest of the Nordic region, 20%. Germany, where sales increased by 23%, provided 16% and the rest of Europe represented 16% of sales. In total, China and the rest of Asia increased by 64%, which meant they comprised 15% of group sales. The US rose by 27%, and represented some 8% of sales.

Operating profit grew by 95% to 124.3 MSEK (63.8), the group's highest profit to date. The operating margin expanded to 10.1% (5.9). The sharp profit improvement is due to higher volumes, while fixed expenses rose at a slower rate. Acquisitions contributed a total of 4.1 MSEK to profits. The non-recurring expenses (within Automation and acquisition activities) had a negative net 1.7 MSEK profit effect. Total development expenses, which relate to HMI Products and IDC, were 69 MSEK (69).

Group profit before tax doubled to 120.0 MSEK (60.9). Profit was charged with negative net financial items of -4.3 MSEK (-2.9). Net financial items include a capital gain of 2.6 MSEK from the divestment of participations in Autic Systems of Norway in the second quarter. Profit after tax was 89.5 MSEK (40.2), equivalent to earnings per share of 14.04 SEK (6.22).

Dividend

The Board of Directors proposes a 50% increase of the dividend to 6.00 SEK (4.00) per share.

HMI Products Business Area—New Record Levels

The HMI Products business area made excellent progress in the year. With sales of over half a billion Swedish kronor, HMI Products passed a milestone and became the group's largest business area. The positive trend is explained by high market growth, expanded sales channels and addressing markets more effectively, leading to rising market shares. The acquisition of QSI of the US, with annualized sales of 115 MSEK, is also included from November 1, 2010. Two major OEM customers were secured in the period, one in the marine sector and one in manufacturing.

Fourth Quarter

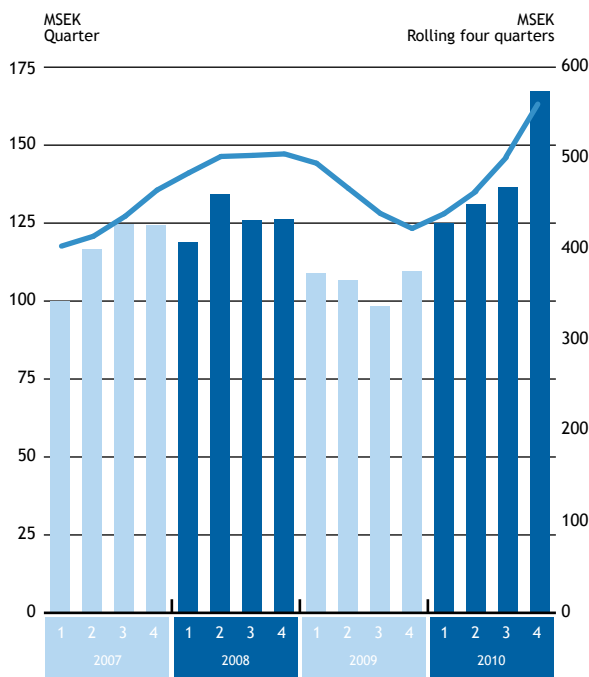
Order intake rose by 20% to 154.6 MSEK (129.3). Sales increased by 53% to 167.3 MSEK (109.5). Operating

profit also continued to progress very strongly, increasing by 187% to 30.4 MSEK (10.6). This means an operating margin of 18.2% (9.7). The sharp profit improvement is mainly due to higher sales volumes, and to some extent, a higher gross margin.

Full Year 2010

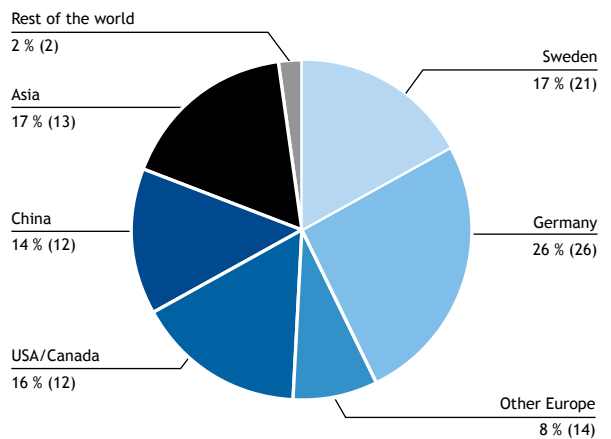
Order intake rose by 30% to 562.1 MSEK (431.1). Sales increased by 32% to 559.7 MSEK (423.2). Operating profit rose by 183% to 84.7 MSEK (29.9). This means an operating margin of 15.1% (7.1). The sharp improvements depend on higher sales volumes, a better gross margin and good cost control.

Sales, HMI Products



▲ The bars and left-hand scale indicate quarterly sales. The curve and right-hand scale show rolling four quarter sales.

Sales by Sales Channel, HMI Products



▲ Sales divided per geographic market for the full year 2010 compared to 2009.

Automation Business Area—Focus on Improved Profitability

The Automation business area made poor progress in the year. The market outlook in the Nordic region is inconsistent, with some growth in Sweden and Finland, while Norway, primarily the marine sector, and Denmark, traced negative growth. An action-plan was launched in the fourth quarter to increase growth and improve profitability, first and foremost in Denmark and Finland.

Fourth Quarter

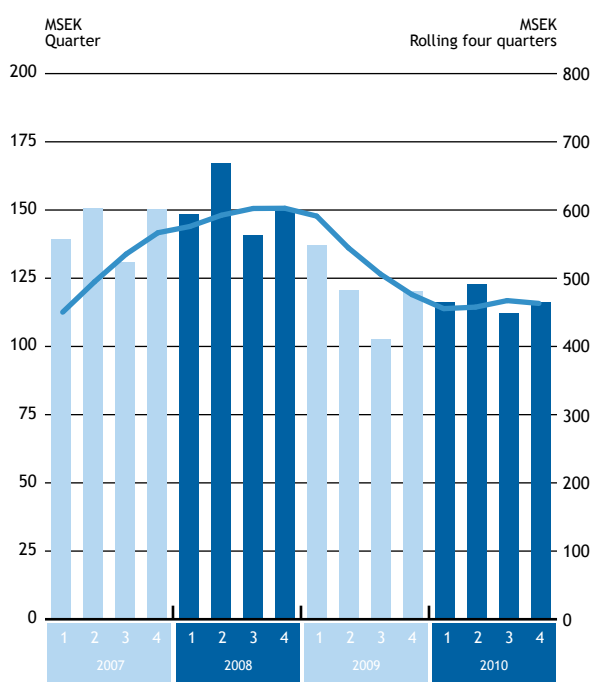
Order intake was 118.8 MSEK (121.6). Business area sales reduced by 3% to 116.2 MSEK (120.3). The business area posted an operating loss of -2.4 MSEK (5.8), after non-recurring expenses of 3.2 MSEK were charged. This was equivalent to an operating margin of -2.1% (4.8). The lower profits are due to poor market progress mainly due to

lower volumes at large marine customers. The underlying base business is developing well.

Full Year 2010

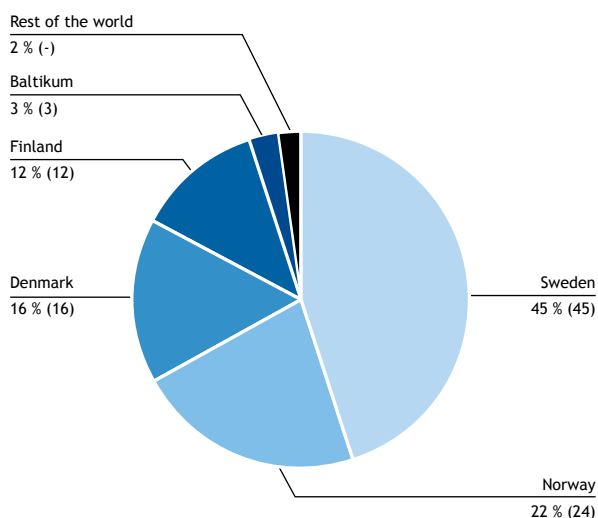
Order intake was 472.9 MSEK (477.9). Sales were 467.9 MSEK (480.8). Operating profit rose to 16.2 MSEK (13.4), which corresponded to an operating margin of 3.5% (2.8). The increase is explained by lower fixed expenses. Negative growth was compensated by lower expenses.

Sales, Automation



▲ The bars and left-hand scale indicate quarterly sales. The curve and right-hand scale show rolling four quarter sales.

Sales by Product Category, Automation



▲ Sales divided per geographic market for the full year 2010 compared to 2009.

Industrial Data Communications—Aggressive Initiatives

The market for industrial data communications has high trend growth with infrastructure projects like rail systems and energy distribution being important components. IDC progressed very positively in the year, with healthy growth and sharply better profits. IDC secured two major customers in the fourth quarter, one large order from an OEM customer in wind power and another significant order on an upgrade of the Dutch rail network. IDC goes into the New Year with a strong order book.

The business area has also made aggressive forward-looking investments in product development, resulting in several new product launches and market development through a new sales and support organization in the US. In July, IDC acquired 37% of Korenix of Taiwan. Korenix extends and complements IDC's industrial data communications product range. Late in the year, a further 55% of Korenix was acquired, resulting in a participating interest of 92%.

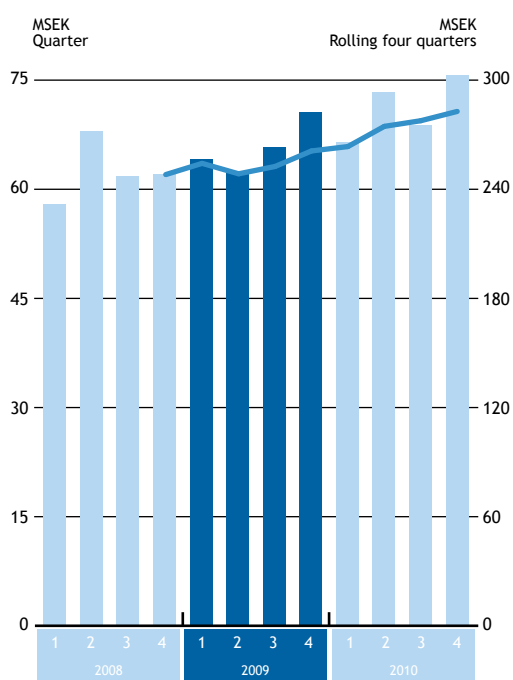
Fourth Quarter

Order intake increased by 4% to 75.0 MSEK (71.8). Business area sales grew by 7% to 75.7 MSEK (70.6). Operating profit reduced to 7.0 MSEK (8.8), equating to a margin of 9.2% (12.5). Expenses for marketing initiatives, product development and the start-up of a new sales unit in the US explain the lower profits.

Full Year 2010

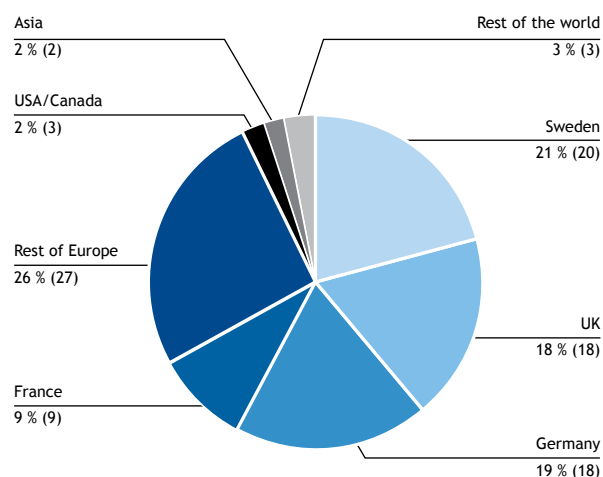
Order intake increased by 13% to 306.3 MSEK (271.0). Sales rose by 8% to 284.4 MSEK (262.7). Operating profits increased by 26% to 34.0 MSEK (27.0). This meant an operating margin of 12.0% (10.3). The improvement is due to higher sales volumes and somewhat lower fixed expenses as well as profit contribution from Korenix.

Sales, IDC



▲ The bars and left-hand scale indicate quarterly sales. The curve and right-hand scale show rolling four quarter sales.

Sales by Product Segment, IDC



▲ Sales divided per geographic market for the full year 2010 compared to 2009.

Other Financial Information

Group investments including capitalized development expenses and excluding acquisitions were 50.5 MSEK (24.4) for the full year. Cash flow from operating activities was 114.1 MSEK (173.5). Equity was 337.7 MSEK (294.8) at year-end. The equity ratio was 27.2% (33.3). Cash and cash equivalents were 105.1 MSEK (127.4). Interest-bearing liabilities were 459.1 MSEK (352.4). The average number of employees was 538 (534). Including the acquisitions of Korenix and QSI, the group has a total of 682 employees.

Outlook for 2011

The positive trend has continued in early-2011, with most commentators expecting sustained favorable growth in the global economy through the year. If macroeconomic forecasts are realized, Beijer Electronics expects to be able to achieve continued good growth and higher profits for the full year 2011.

Significant Events

In the first quarter, Beijer Electronics secured its biggest single order to date for Ethernet switches from Bombardier, worth 1.5 MUSD. This order relates to a rail project for the Chicago Transit Authority (CTA), involving deliveries for a total of 406 cars. Deliveries will be over the next two years.

During the second quarter, Beijer Electronics signed an agreement with QSI Corporation of the US on a strategic collaboration for sales of products and Beijer Electronics' new iX software platform.

In the third quarter, Beijer Electronics acquired 37% of Taiwanese technology Company Korenix. Korenix develops and sells industrial data communications equipment. The company's sales are some 60 MSEK and it has around 70 staff. This acquisition brings Beijer Electronics access to a broader product range through complementary products, stronger sales channels in Asia, primarily China and Taiwan, and a mutual exchange of technology. The purchase price was 41.5 MSEK.

Through its company Westermo, the IDC business area started up a proprietary sales unit in the US in the third quarter to expand its presence and sales on the American market. To date, IDC's sales in the US have been through established distributors or direct to large customers.

In November, Beijer Electronics acquired QSI Corporation of the US. QSI is a leading vendor of robust operator terminals and mobile data terminals for the industrial and transportation sectors. QSI's annualized sales are some 115 MSEK, and it has 70 staff. This acquisition gives Beijer Electronics a solid platform for continued expansion on the North American market. The initial purchase price was 80 MSEK. There is also a profit-based additional purchase price based on performance in 2011 and 2012. QSI is consolidated into Beijer Electronics' accounts from 1 November 2010.

In December, Beijer Electronics acquired another 55% of Korenix. This acquisition is an important part of Beijer Electronics' plan for growth in Asia. The acquisition means Korenix is consolidated into Beijer Electronics' accounts from 29 December 2010. The estimated purchase price is 83 MSEK.

Details on this year's acquisitions will be provided in the Annual Report for 2010.

Nomination Committee Proposals for the Board of Directors

Beijer Electronics' Nomination Committee has proposed re-election of all current Board members apart from Joen Magnusson, who has declined re-election. Kjell Åkesson has been proposed as a new Board member. Mr. Åkesson (born in 1949) was previously CEO of Bilia AB, Lindab AB and EVP of Svedala AB. He has international experience of several business sectors. He is Chairman of Gullbergs AB and a Board member of Ballingslöv International AB, Bravida AB, Invido AB and Feronordic Machines AB. Mr. Åkesson is independent of Beijer Electronics, its management and the company's major stockholders. In addition, current Chairman Anders Ilstam is proposed to remain as Chairman.

The Board of Directors proposes split 3:1

The board of directors has decided to propose to the annual general meeting that the Company carries out a stock split whereby each existing share would be divided into three new shares. The purpose of the share split is to increase the liquidity of shares. The Board proposes that the annual general meeting resolves to authorize the Board to decide a date during the period June 15 – June 30, 2011 when the stock split shall be effected.

Risk Management

Beijer Electronics is exposed to a number of risks and uncertainty factors, reviewed in the Annual Report for 2009. No material risks are judged to have arisen over and above those reviewed in the Annual Report.

Accounting Principles

This Interim Report has been prepared in accordance with IAS 34 Interim Financial Reporting and the Swedish Annual Accounts Act. The new and amended accounting principle for 2010 that can be expected to have a material effect on the consolidated financial statements is IFRS 3 Business Combinations (revised). This revised standard includes alterations to how future business combinations will be reported. For example, all transaction expenses relating to business combinations are reported as an expense in the Income Statement. All payments for acquiring an operation are reported at fair value on the acquisition date, while subsequent conditional payments are classified as liabilities, which subsequently, are restated via the Income Statement.

The group applies IFRS 3 (revised) for all business combinations from 1 January 2010 onwards. Otherwise, the same accounting principles and bases for judgment are used as in the most recent Annual Accounts. This Report has not been reviewed by the company's Auditors.

The Board of Directors

Beijer Electronics AB (publ)

Malmö, Sweden, February 10, 2011

For more information, please contact

CEO and President Fredrik Jönsson, tel +46 (0)40 35 86 10,

+46 (0)70 517 1626 or CFO Lennart Mauritzson,

tel +46 (0)40 35 86 53, +46 (0)70 552 0557.

Interim Report in Summary

Income Statement – Group

SEK 000	Quarter 4, 2010	Quarter 4, 2009	Full Year, 2010	Full Year, 2009
Net turnover	336,202	275,736	1,232,321	1,088,451
Other operating revenue ^{a)}	8,526	-44	3,445	1,196
Operating expenses	-309,753	-255,586	-1,111,444	-1,025,836
Operating profit	34,975^{b)}	20,106	124,322^{b)}	63,811^{b)}
Net financial items	-2,145	-1,232	-4,301 ^{c)}	-2,872
Profit before tax	32,830	18,874	120,021	60,939
Estimated tax	-6,617	-6,182	-30,534	-20,759
Net profit	26,213	12,692	89,487	40,180
<i>Attributable to equity holders of the parent</i>	<i>26,481</i>	<i>12,192</i>	<i>87,358</i>	<i>38,718</i>
<i>Attributable to minority interest</i>	<i>-268</i>	<i>500</i>	<i>2,129</i>	<i>1,462</i>
<i>Earnings per share, SEK</i>	<i>4.26</i>	<i>1.96</i>	<i>14.04</i>	<i>6.22</i>

a) Including minority interest of Korenix and Autic

b) Including non-recurring items amounting to -1.7 MSEK (-7.5)

c) Including capital gain from disposal of minority interest in Autic amounting to 2.6 MSEK

Statement of Comprehensive Income

SEK 000	Quarter 4, 2010	Quarter 4, 2009	Full Year, 2010	Full Year, 2009
Net profit	26,213	12,692	89,487	40,180
Translation differences	4,781	2,006	-20,553	-14,674
Comprehensive income	30,994	14,698	68,934	25,506
<i>Attributable to equity holders of the parent</i>	<i>31,309</i>	<i>13,923</i>	<i>67,859</i>	<i>24,014</i>
<i>Attributable to minority interest</i>	<i>-315</i>	<i>775</i>	<i>1,075</i>	<i>1,492</i>

Balance Sheet – Group

SEK 000	Dec 31, 2010	Dec 31, 2009
Assets		
Fixed assets	778,289	489,258
Current assets	458,981	313,781
Cash equivalents and short-term investments	105,064	127,439
Total assets	1 342,334	930,478
Liabilities and shareholders' equity		
Shareholders' equity	337,729	294,756
Minority share of shareholders' equity	27,640	15,056
Long-term liabilities	600,227	367,290
Current liabilities	376,738	253,376
Total liabilities and shareholders' equity	1 342,334	930,478
<i>Of which interest-bearing liabilities</i>	<i>459,112</i>	<i>352,377</i>

Statement of Changes to Shareholders' Equity – Group

SEK 000	Dec 31, 2010	Dec 31, 2009
Attributable to equity holders of the parent		
Opening balance, shareholders' equity, 1 January	294,756	295,510
Other paid-in capital		118
Dividend	-24,886	-24,886
Comprehensive income	67,859	24,014
Closing balance, shareholders' equity	337,729	294,756
Minority interest		
Opening balance, 1 January	15,056	15,266
Acquisitions	11,948	-540
Dividend	-439	-1,162
Comprehensive income	1,075	1,492
Closing balance	27,640	15,056

Key Figures

	Dec 31, 2010	Dec 31, 2009
Operating margin, %	10.1	5.9
Operating margin excl. one time effect	10.2	6.6
Profit margin, %	7.3	3.7
Equity ratio, %	27.2	33.3
Shareholders' equity per share, SEK	54.28	47.38
Earnings per share, SEK	14.04	6.22
Return on equity after tax, %	26.5	12.9
Return on capital employed, %	17.2	10.0
Return on net operating assets, %	19.8	10.8
Average number of employees	538	534
<i>Number of shares 6,221,488</i>		

Cash Flow Statement – Group

SEK 000	Dec 31, 2010	Dec 31, 2009
Cash flow from operating activities before changes in working capital	135,559	83,659
Change in working capital	-21,485	89,798
Cash flow from operating activities	114,074	173,457
Cash flow from investing activities	-205,744	-27,754
Cash flow from finance activities	101,649	-65,722
Dividends paid	-25,325	-26,048
Change in cash equivalents	-15,346	53,933
Cash equivalents and short-term investments, opening balance	127,439	74,076
Exchange rate change, cash equivalents	-7,029	-570
Cash equivalents and short-term investments, closing balance	105,064	127,439

Operating Segments

SEK 000	Quarter 4, 2010	Quarter 4, 2009	Full Year, 2010	Full Year, 2009
Net turnover				
Automation	116,196	120,315	467,872	480,797
HMI Products	167,329	109,522	559,715	423,240
IDC	75,704	70,611	284,379	262,699
Elimination	-23,027	-24,712	-79,645	-78,285
Group	336,202	275,736	1,232,321	1,088,451
Operating profit				
Automation	797*	5,794	19,412*	16,099*
HMI Products	31,045*	10,625	85,331*	32,682*
IDC	6,990**	8,823	34,045**	28,639*
Parent company	-3,283	-864	-5,078	3,705
Group adjustments and depreciation	1,107	-4,272	-7,707	-9,814
Non-recurring items	-1,681		-1,681	-7,500
Group	34,975	20,106	124,322	63,811
* Excluding non-recurring items				
** Including minority interest Korenix				
Net profit				
Automation	-1,781	3,337	14,196	9,749
HMI Products	21,357	7,786	63,689	19,059
IDC	4,815	6,998	24,040	18,008
Parent company	1,615	1,410	18,082	48,749
Group adjustments and depreciation	207	-6,839	-30,520	-55,385
Group	26,213	12,692	89,487	40,180
Attributable to equity holders of the parent	26,481	12,192	87,358	38,718
Attributable to minority interest	-268	500	2,129	1,462

Income Statement – Parent Company

SEK 000	Quarter 4, 2010	Quarter 4, 2009	Full Year, 2010	Full Year, 2009
Net turnover	13,077	12,150	52,268	49,893
Operating expenses	-16,360	-13,014	-57,346	-46,347
Operating profit	-3,283	-864	-5,078	3,546
Net financial items	-1,429	-1,668	13,972*	41,531*
Profit before tax	-4,712	-2,532	8,894	45,077
Appropriations	7,222	4,746	7,222	4,746
Estimated tax	-895	-804	1,966	-1,074
Net profit	1,615	1,410	18,082	48,749

* Of which, 24.5 MSEK (46.6) are dividends from subsidiaries

Balance Sheet – Parent Company

SEK 000	Dec 31, 2010	Dec 31, 2009
Assets		
Fixed assets	546,298	424,004
Current assets	16,733	13,387
Cash equivalents and short-term investments	10,285	35,410
Total assets	573,316	472,801
Liabilities and shareholders' equity		
Shareholders' equity	54,844	61,648
Untaxed reserves	21,890	29,112
Long-term liabilities	367,810	301,682
Current liabilities	128,772	80,359
Total liabilities and shareholders' equity	573,316	472,801
<i>Of which interest-bearing liabilities</i>	<i>455,471</i>	<i>313,914</i>

Beijer Electronics AB

Beijer Electronics is a fast-growing technology company active in industrial automation and data communications. The company develops and markets products and solutions that focus on the user. Since its start-up in 1981, Beijer Electronics has evolved into a multinational group present in 16 countries. The company is listed on Nasdaq OMX Nordic Small Cap list under the ticker BELE.

More Information

You can subscribe for financial information on Beijer Electronics via e-mail. Subscribe easily at our website, www.beijerelectronics.se. If you have any questions about the Beijer Electronics group, please call +46 (0)40 35 84 96, or send an email: info@beijerelectronics.se.

Financial Calendar

April 27, 2011.....AGM at 4 p.m., Malmö Börshus
April 27, 2011.....Three-month Interim Report
July 15, 2011.....Six-month Interim Report
October 25, 2011.....Nine-month Interim Report



i-line - Industrial Ethernet Switches

Beijer Electronics has launched a new series of industrial data communication products called i-line. i-line offers competitive Ethernet switches with high performance and reliability for volume segments in industry och building automation, for machine builders and CCTV monitoring. Customers are offered a complete range of both unmanaged and managed switches, media converters and Power over Ethernet (PoE) switches.

Read more about the i-line at www.beijer.se or www.westermo.se

BEIJER ELECTRONICS AB (publ)

Box 426, SE-201 24 Malmö, Sweden, Phone +46 (0)40 35 86 00, Fax +46 (0)40 93 23 01

E-mail info@beijerelectronics.se, VAT no. 556025-1851

www.beijerelectronics.se